

1140x1140

Specification:

Width: 1 140mm
Length: 1 140mm
Height: 500mm
Weight: app. 14kg
Thickness: 12, 47
Wood: spruce/Pine



Special pallets are our biggest product range and we can offer custom solutions in big and small quantities. The pallets can be constructed in raw sawn material or with planed wood in completely specific dimensions. The pallet can be designed with advanced product details such as specific sawn pieces or advanced chamfering/sawing in order to meet your needs for the pallet function/quality.

The pallets are reusable and can be used many times and are suitable for companies that have internal circular logistical systems. We can develop the pallet together to guarantee a better protection and load safety for your products. All our pallet are known for high quality, high user friendliness, sustainability and are used in all kinds of industries.

Equipment

Lowered nails



Clinched nails



Burnmark

or

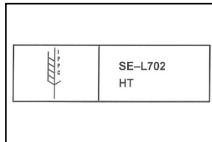

Printed INK



Treatment

Kiln Dried 56°C/30

ISPM-15



Options

Chamfered board



Corner cut



Sawn pieces



Woodchip block



Solid wood block



Planed wood



Color



End wood painting



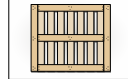
Double stacking



Strap



Parameter

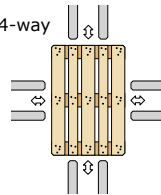


Standing block



Handling

4-way



Hållfasthetsdata

Racked across length: n/a
 Racked across width: n/a
 Shelf supported: n/a
 4 corner support: n/a
 Warehouse storage: n/a
 Forklift support: n/a

