

1140x1140

Parameter

Planed

Specification:


Width: 1140mm
Length: 1140mm
Height: 143mm
Weight: app. 21kg
Thickness: 16/19/75
Wood: Spruce/Pine




Special pallets are our biggest product range and we can offer custom solutions in big and small quantities. The pallets can be constructed in raw sawn material or with planed wood in completely specific dimensions. The pallet can be designed with advanced product details such as specific sawn pieces or advanced chamfering/sawing in order to meet your needs for the pallet function/quality.

The pallets are reusable and can be used many times and are suitable for companies that have internal circular logistical systems. We can develop the pallet together to guarantee a better protection and load safety for your products. All our pallet are known for high quality, high user friendliness, sustainability and are used in all kinds of industries.

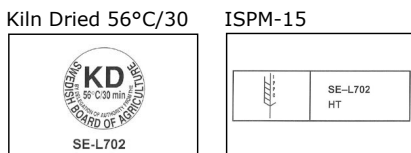
Equipment



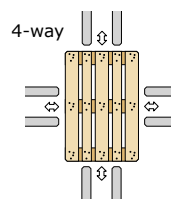
Options



Treatment



Handling



Strength data

Racked across length: 800kg
 Racked across width: 635kg
 Shelf supported: 1975kg
 4 corner support: 605kg
 Warehouse storage: 2610kg
 Forklift support: 2035kg

