

1200x1000 Parameter

Specification:

Width: 1 200mm
Length: 1 000mm
Height: 162mm
Weight: app. 28kg
Thickness: 17, 25, 95
Wood: Spruce/Pine



Special pallets are our biggest product range and we can offer custom solutions in big and small quantities. The pallets can be constructed in raw sawn material or with planed wood in completely specific dimensions. The pallet can be designed with advanced product details such as specific sawn pieces or advanced chamfering/sawing in order to meet your needs for the pallet function/quality.

The pallets are reusable and can be used many times and are suitable for companies that have internal circular logistical systems. We can develop the pallet together to guarantee a better protection and load safety for your products. All our pallet are known for high quality, high user friendliness, sustainability and are used in all kinds of industries.

Equipment

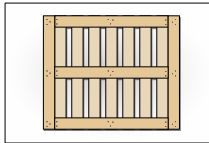
Lowered nails



Clinched nails



Parameter



Burnmark

or

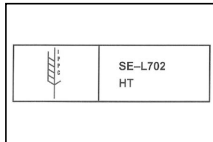

Printed INK



Treatment

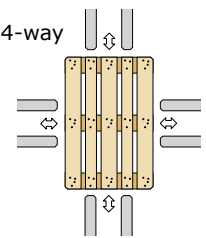
Kiln Dried 56°C/30

ISPM-15



Handling

4-way



Options

Chmfered board



Corner cut



Sawn pieces



Woodchip block



Solid wood block



Planed wood



Color



End wood painting



Standing block



Strap



Strength data

Racked across length: 1060kg
 Racked across width: 980kg
 Shelf supported: 2695kg
 4 corner support: 840kg
 Warehouse storage: 3345kg
 Forklift support: 1500kg

