

1350x1200 Planed

Specification:

Width: 1 200mm
Length: 1 350mm
Height: 188mm
Weight: app. 31kg
Thickness: 19, 22, 90
Wood: Spruce/Pine



Special pallets are our biggest product range and we can offer custom solutions in big and small quantities. The pallets can be constructed in raw sawn material or with planed wood in completely specific dimensions. The pallet can be designed with advanced product details such as specific sawn pieces or advanced chamfering/sawing in order to meet your needs for the pallet function/quality.

The pallets are reusable and can be used many times and are suitable for companies that have internal circular logistical systems. We can develop the pallet together to guarantee a better protection and load safety for your products. All our pallet are known for high quality, high user friendliness, sustainability and are used in all kinds of industries.

Equipment

Lowered nails



Clinched nails



Planed wood



Burnmark

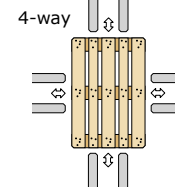


or

Printed INK



Handling



Options

Chamfered board



Corner cut



Sawn pieces



Woodchip block



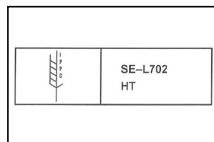

Solid wood block



Treatment

Kiln Dried 56°C/30

ISPM-15



Standing block



Color



End wood painting



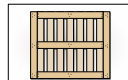
Double stacking



Strap



Parameter



Strength data

Racked across length: 995kg
 Racked across width: 850kg
 Shelf supported: 1865kg
 4 corner support: 665kg
 Warehouse storage: 2470kg
 Forklift support: 495kg

