

## 2180x1120

### Specification:

**Width:** 1 120mm  
**Length:** 2 180mm  
**Height:** 132mm  
**Weight:** app. 17kg  
**Thickness:** 19, 75  
**Wood:** Spruce/Pine



Special pallets are our biggest product range and we can offer custom solutions in big and small quantities. The pallets can be constructed in raw sawn material or with planed wood in completely specific dimensions. The pallet can be designed with advanced product details such as specific sawn pieces or advanced chamfering/sawing in order to meet your needs for the pallet function/quality.

The pallets are reusable and can be used many times and are suitable for companies that have internal circular logistical systems. We can develop the pallet together to guarantee a better protection and load safety for your products. All our pallet are known for high quality, high user friendliness, sustainability and are used in all kinds of industries.

### Equipment

Lowered nails



Clinched nails



Burnmark

or

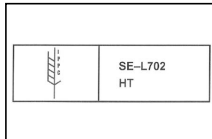

Printed INK



### Behandling

Kiln Dried 56°C/30

ISPM-15



### Strength data

Racked across length: 500kg  
 Racked across wtdh: 150kg  
 Shelf supported: 1040  
 4 corner support: n/a  
 Warehouse storage: 1290kg  
 Forklift support: n/a

### Options

Chamfered board



Corner cut



Sawn pieces



Woodchip block



Solid wood block



Planed wood



Color



End wood painting



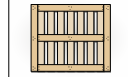
Double stacking



Strap



Parameter



Standing block



### Handling

4-way

