

2400x985

Specification:

Width: 985mm
Length: 2 400mm
Height: 123mm
Weight: app. 20kg
Thickness: 16, 75
Wood: Spruce/Pine



Special pallets are our biggest product range and we can offer custom solutions in big and small quantities. The pallets can be constructed in raw sawn material or with planed wood in completely specific dimensions. The pallet can be designed with advanced product details such as specific sawn pieces or advanced chamfering/sawing in order to meet your needs for the pallet function/quality.

The pallets are reusable and can be used many times and are suitable for companies that have internal circular logistical systems. We can develop the pallet together to guarantee a better protection and load safety for your products. All our pallet are known for high quality, high user friendliness, sustainability and are used in all kinds of industries.

Equipment

Lowered nails



Clinched nails



Burnmark

or

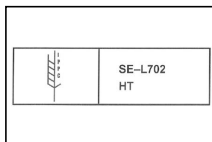
Printed INK



Treatment

Kiln Dried 56°C/30

ISPM-15



Strength data

Racked over length: 185kg
 Racked over width: 230kg
 Shelf supported: n/a
 4 corner support: n/a
 Warehouse storage: 1345kg
 Forklift support: 671kg

Options

Chamfered board



Corner cut



Sawn pieces



Woodchip block




Solid wood block



Planed wood



Color



End wood painting



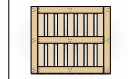
Double stacking



Strap



Parameter



Standing block



Handling

4-way

